

Area

p. 487: 5-6, 9-14, 17-20, 36-39, 49-55 odd, 58, 67, 71-72

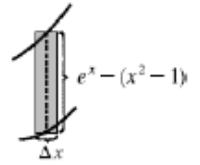
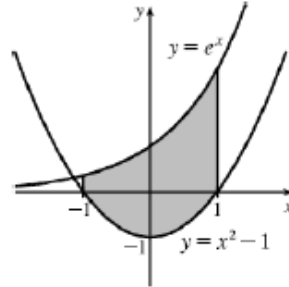
$$5. A = \int_{x=1}^{x=8} (y_T - y_B) dx = \int_1^8 \left(\sqrt[3]{x} - \frac{1}{x} \right) dx = \left[\frac{3}{4} x^{4/3} - \ln|x| \right]_1^8 = \left(\frac{3}{4} \cdot 16 - \ln 8 \right) - \left(\frac{3}{4} - \ln 1 \right) = \frac{45}{4} - \ln 8$$

$$6. A = \int_0^1 (e^x - xe^{x^2}) dx = \left[e^x - \frac{1}{2} e^{x^2} \right]_0^1 = \left(e - \frac{1}{2} e \right) - \left(1 - \frac{1}{2} \right) = \frac{1}{2} e - \frac{1}{2} = \frac{1}{2} (e - 1)$$

$$9. A = \int_{-1}^1 (e^x - (x^2 - 1)) dx$$

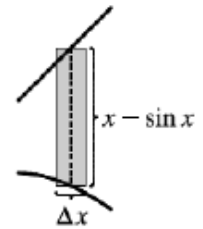
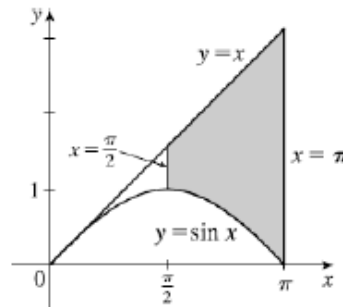
$$= \left[e^x - \frac{1}{3} x^3 + x \right]_{-1}^1 = \left(e - \frac{1}{3} + 1 \right) - \left(e^{-1} + \frac{1}{3} - 1 \right)$$

$$= e - \frac{1}{e} + \frac{4}{3}$$



$$10. A = \int_{\pi/2}^{\pi} (x - \sin x) dx = \left[\frac{x^2}{2} + \cos x \right]_{\pi/2}^{\pi}$$

$$= \left(\frac{\pi^2}{2} - 1 \right) - \left(\frac{\pi^2}{8} + 0 \right) = \frac{3\pi^2}{8} - 1$$



$$11. \text{The curves intersect when } (x-2)^2 = x \Leftrightarrow$$

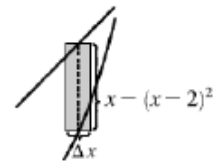
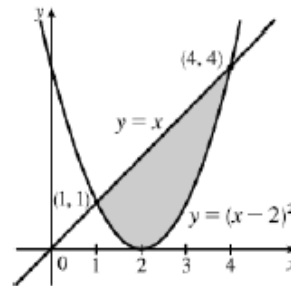
$$x^2 - 4x + 4 = x \Leftrightarrow x^2 - 5x + 4 = 0 \Leftrightarrow$$

$$(x-1)(x-4) = 0 \Leftrightarrow x = 1 \text{ or } 4.$$

$$A = \int_1^4 [x - (x-2)^2] dx = \int_1^4 (-x^2 + 5x - 4) dx$$

$$= \left[-\frac{1}{3} x^3 + \frac{5}{2} x^2 - 4x \right]_1^4$$

$$= \left(-\frac{64}{3} + 40 - 16 \right) - \left(-\frac{1}{3} + \frac{5}{2} - 4 \right) = \frac{9}{2}$$



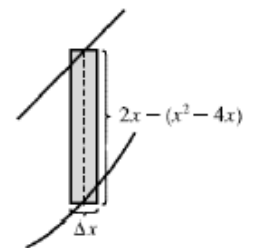
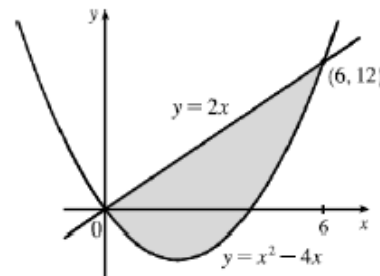
$$12. \text{The curves intersect when } x^2 - 4x = 2x \Rightarrow$$

$$x^2 - 6x = 0 \Rightarrow x(x-6) = 0 \Rightarrow x = 0 \text{ or } 6.$$

$$A = \int_0^6 [2x - (x^2 - 4x)] dx = \int_0^6 (6x - x^2) dx$$

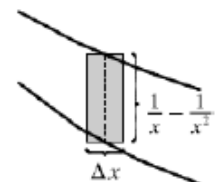
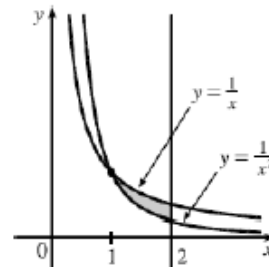
$$= \left[3x^2 - \frac{1}{3} x^3 \right]_0^6 = \left[3(6)^2 - \frac{1}{3}(6)^3 \right] - (0 - 0)$$

$$= 108 - 72 = 36$$



$$13. A = \int_1^2 \left(\frac{1}{x} - \frac{1}{x^2} \right) dx = \left[\ln x + \frac{1}{x} \right]_1^2$$

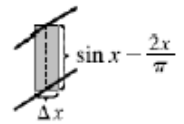
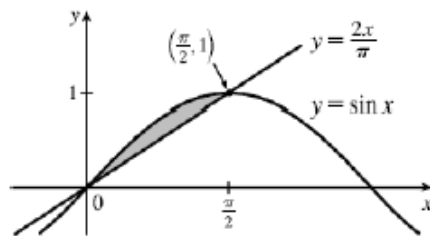
$$= \left(\ln 2 + \frac{1}{2} \right) - (\ln 1 + 1) = \ln 2 - \frac{1}{2}$$



14. By observation, $y = \sin x$ and $y = 2x/\pi$ intersect at $(0,0)$ and $(\pi/2, 1)$ for $x \geq 0$.

$$A = \int_0^{\pi/2} \left(\sin x - \frac{2x}{\pi} \right) dx = \left[-\cos x - \frac{1}{\pi} x^2 \right]_0^{\pi/2}$$

$$= \left(0 - \frac{\pi}{4} \right) - (-1) = 1 - \frac{\pi}{4}$$

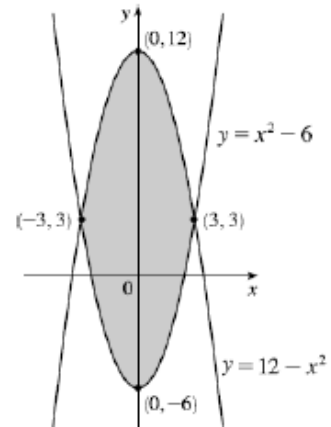


17. $12 - x^2 = x^2 - 6 \Leftrightarrow 2x^2 = 18 \Leftrightarrow$

$$x^2 = 9 \Leftrightarrow x = \pm 3, \text{ so}$$

$$A = \int_{-3}^3 [(12 - x^2) - (x^2 - 6)] dx = 2 \int_0^3 (18 - 2x^2) dx \quad [\text{by symmetry}]$$

$$= 2 \left[18x - \frac{2}{3} x^3 \right]_0^3 = 2[(54 - 18) - 0] = 2(36) = 72$$

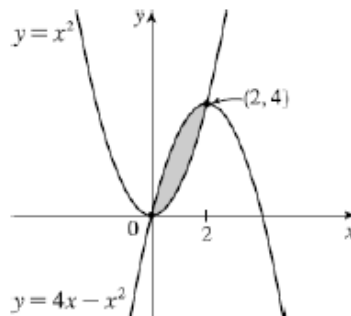


18. $x^2 = 4x - x^2 \Leftrightarrow 2x^2 - 4x = 0 \Leftrightarrow$

$$2x(x - 2) = 0 \Leftrightarrow x = 0 \text{ or } 2, \text{ so}$$

$$A = \int_0^2 [(4x - x^2) - x^2] dx = \int_0^2 (4x - 2x^2) dx$$

$$= \left[2x^2 - \frac{2}{3} x^3 \right]_0^2 = 8 - \frac{16}{3} = \frac{8}{3}$$

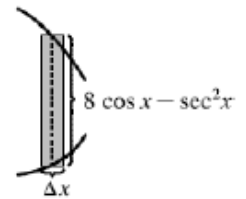
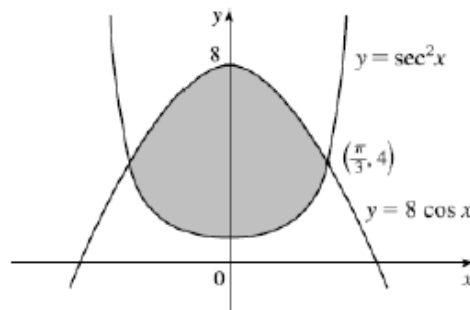


19. The curves intersect when $8 \cos x = \sec^2 x \Rightarrow 8 \cos^3 x = 1 \Rightarrow \cos^3 x = \frac{1}{8} \Rightarrow \cos x = \frac{1}{2} \Rightarrow x = \frac{\pi}{3}$ for $0 < x < \frac{\pi}{2}$. By symmetry,

$$A = 2 \int_0^{\pi/3} (8 \cos x - \sec^2 x) dx$$

$$= 2 \left[8 \sin x - \tan x \right]_0^{\pi/3} = 2 \left(8 \cdot \frac{\sqrt{3}}{2} - \sqrt{3} \right)$$

$$= 2(3\sqrt{3}) = 6\sqrt{3}$$

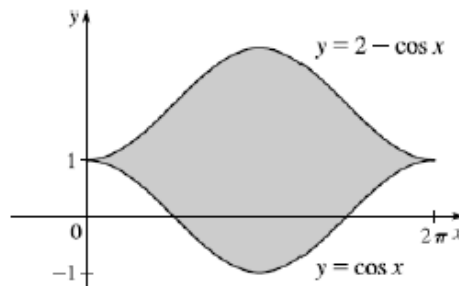


20. $A = \int_0^{2\pi} [(2 - \cos x) - \cos x] dx$

$$= \int_0^{2\pi} (2 - 2 \cos x) dx$$

$$= [2x - 2 \sin x]_0^{2\pi}$$

$$= (4\pi - 0) - 0 = 4\pi$$



36. Setting $f(x) = g(x)$, we find that the curves intersect at $x = -2$ and $x = 3/2$. In the interval $[-2, 3/2]$, $f(x) \geq g(x)$, so the region bounded by the graphs of $f(x)$ and $g(x)$ is

$$\int_{-2}^{3/2} (f(x) - g(x)) dx = \int_{-2}^{3/2} (-2x^2 - x + 6) dx = \int_{-2}^{3/2} (6 - x - 2x^2) dx, \text{ option (B).}$$

37. Let $f(x) = 9 - x^2$ and $g(x) = x - 7$. Then $f(x) = g(x) \Leftrightarrow 9 - x^2 = x - 7 \Leftrightarrow x^2 + x - 16 = 0 \Leftrightarrow$

$$x = \frac{-1 \pm \sqrt{1^2 + 64}}{2} = \frac{-1 \pm \sqrt{65}}{2}. \text{ Let } a = \frac{-1 - \sqrt{65}}{2} \text{ and } b = \frac{-1 + \sqrt{65}}{2}. \text{ In the interval}$$

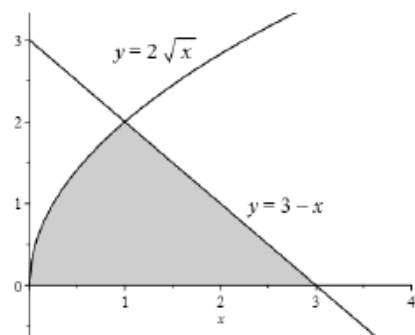
(a, b) , $f(x) \geq g(x)$, so the area of the region bounded by the graphs of $f(x)$ and $g(x)$ is

$$\begin{aligned} A &= \int_a^b (-x^2 - x + 16) dx = \int_b^a (x^2 + x - 16) dx = \left[\frac{1}{3}x^3 + \frac{1}{2}x^2 - 16x \right]_b^a \\ &= \left(\frac{1}{3}a^3 + \frac{1}{2}a^2 - 16a \right) - \left(\frac{1}{3}b^3 + \frac{1}{2}b^2 - 16b \right) = \frac{65}{6}\sqrt{65}, \text{ which is choice (D)}. \end{aligned}$$

38. Let $f(x) = 2\sqrt{x}$ and $g(x) = 3 - x$. Then $f(x) = g(x) \Leftrightarrow 2\sqrt{x} = 3 - x \Leftrightarrow 4x = 9 - 6x + x^2 = 0 \Leftrightarrow x^2 - 10x + 9 = 0 \Leftrightarrow (x-1)(x-9) = 0$. A graph shows that $g(x) \geq f(x)$ when $0 \leq x \leq 1$, and $f(x) \geq g(x)$ when $1 \leq x \leq 3$.

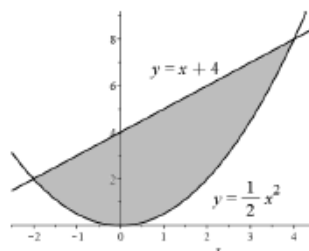
So the area of the region is

$$\begin{aligned} A &= \int_0^1 (3 - x - 2\sqrt{x}) dx + \int_1^3 2\sqrt{x} - (3 - x) dx \\ &= \left[3x - \frac{1}{2}x^2 - \frac{4}{3}x^{3/2} \right]_0^1 + \left[\frac{4}{3}x^{3/2} - 3x + \frac{1}{2}x^2 \right]_1^3 \\ &= \left(1 - \frac{1}{2} - \frac{4}{3} \right) - 0 + \left(\frac{4}{3}\sqrt{9} - 9 + \frac{9}{2} \right) - \left(\frac{4}{3} - 1 + \frac{1}{2} \right) = 20\sqrt{15} + \frac{9}{2} \end{aligned}$$



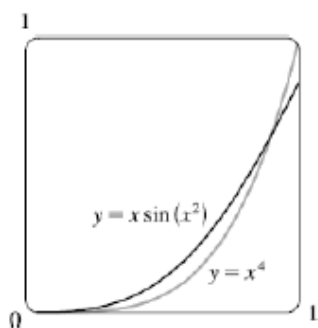
39. The curves intersect at $x = -2$ and $x = 4$. The area of the region bounded by the curves is

$$\begin{aligned} A &= \int_{-2}^4 \left(x + 4 - \frac{1}{2}x^2 \right) dx = \left[4x + \frac{1}{2}x^2 - \frac{1}{6}x^3 \right]_{-2}^4 \\ &= \left(16 + 8 - \frac{32}{3} \right) - \left(-8 + 2 - \left(-\frac{4}{3} \right) \right) = 18, \text{ which is option (B)}. \end{aligned}$$



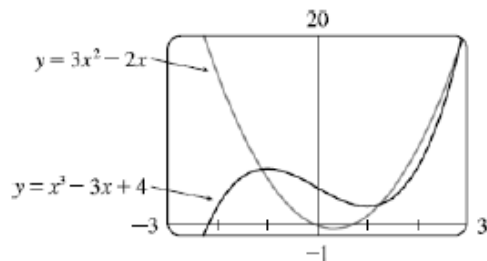
49. From the graph, we see that the curves intersect at $x = 0$ and $x = a \approx 0.896$, with $x \sin(x^2) > x^4$ on $(0, a)$. So the area A of the region bounded by the

$$\begin{aligned} \text{curves is } A &= \int_0^a [x \sin(x^2) - x^4] dx = \left[-\frac{1}{2} \cos(x^2) - \frac{1}{5}x^5 \right]_0^a \\ &= -\frac{1}{2} \cos(a^2) - \frac{1}{5}a^5 + \frac{1}{2} \approx 0.037. \end{aligned}$$



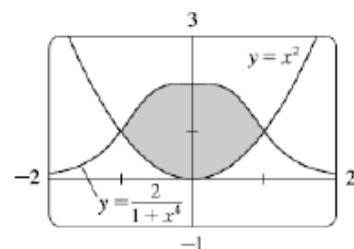
51. From the graph, we see that the curves intersect at $x = a \approx -1.114908$, $x = b \approx 1.2541012$, and $x = c \approx 2.860806$, with $x^3 - 3x + 4 > 3x^2 - 2x$ on (a, b) and $3x^2 - 2x > x^3 - 3x + 4$ on (b, c) . So the area of the region bounded by the curves is

$$\begin{aligned} A &= \int_a^b [(x^3 - 3x + 4) - (3x^2 - 2x)] dx + \int_b^c [(3x^2 - 2x) - (x^3 - 3x + 4)] dx \\ &= \int_a^b (x^3 - 3x^2 - x + 4) dx + \int_b^c (-x^3 + 3x^2 + x - 4) dx \\ &= \left[\frac{1}{4}x^4 - x^3 - \frac{1}{2}x^2 + 4x \right]_a^b + \left[-\frac{1}{4}x^4 + x^3 + \frac{1}{2}x^2 - 4x \right]_b^c \approx 8.378. \end{aligned}$$



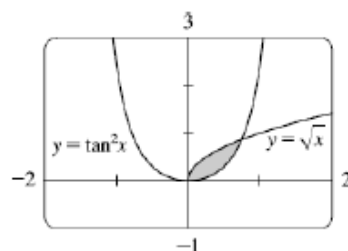
53. Using technology, we can see that the curves intersect at $(-1,1)$ and $(1,1)$. On the interval $(-1,1)$, $\frac{2}{1+x^4} > x^2$ so the area of the region is

$$A = \int_{-1}^1 \left(\frac{2}{1+x^4} - x^2 \right) dx \approx 2.80123$$



55. The curves intersect at $x = 0$ and $x = a \approx 0.749363$.

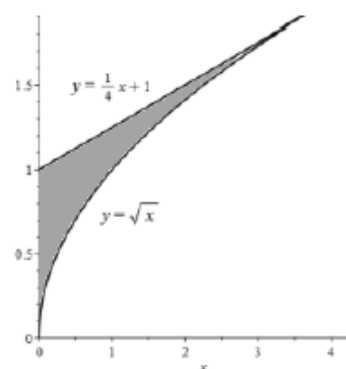
$$A = \int_0^a (\sqrt{x} - \tan^2 x) dx \approx 0.25142$$



58. (a) $f(x) = \sqrt{x} \Rightarrow f'(x) = \frac{1}{2\sqrt{x}} \Rightarrow f'(4) = \frac{1}{2\sqrt{4}} = \frac{1}{4}$, so the slope of the tangent line at the point $(4,2)$ is $\frac{1}{4}$ and the equation of the tangent line is $y = \frac{1}{4}(x-4) + 2$, or $y = \frac{1}{4}x + 1$.

(b) The area of the region bounded by the graph of f , the y -axis and the tangent line is

$$A = \int_0^4 \left(\frac{1}{4}x + 1 - \sqrt{x} \right) dx = \left[\frac{1}{8}x^2 + x - \frac{2}{3}x^{3/2} \right]_0^4 = (2 + 4 - \frac{2}{3} \cdot 8) - 0 = \frac{2}{3}$$



67. We know that the area under curve A between $t = 0$ and $t = x$ is $\int_0^x v_A(t) dt = s_A(x)$, where $v_A(t)$ is the velocity of car A and s_A is its displacement. Similarly, the area under curve B between $t = 0$ and $t = x$ is $\int_0^x v_B(t) dt = s_B(x)$.

(a) After one minute, the area under curve A is greater than the area under curve B . So car A is ahead after one minute.

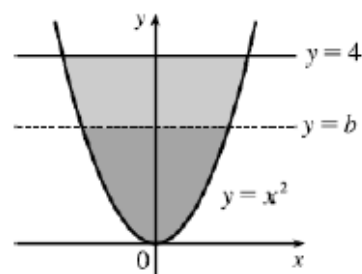
(b) The area of the shaded region has numerical value $s_A(1) - s_B(1)$, which is the distance by which car A is ahead of car B after 1 minute.

(c) After two minutes, car B is traveling faster than car A and has gained some ground, but the area under curve A from $t = 0$ to $t = 2$ is still greater than the corresponding area for curve B , so car A is still ahead.

(d) From the graph, it appears that the area between curves A and B for $0 \leq t \leq 1$ (when car A is going faster), which corresponds to the distance by which car A is ahead, seems to be about 3 squares. Therefore, the cars will be side by side at the time x where the area between the curves for $1 \leq t \leq x$ (when car B is going faster) is the same as the area for $0 \leq t \leq 1$. From the graph, it appears that this time is $x \approx 2.2$. So the cars are side by side when $t \approx 2.2$ minutes.

71. By the symmetry of the problem, we consider only the first quadrant where $y = x^2 \Rightarrow x = \sqrt{y}$. We are looking for a number b such that

$$\int_0^b \sqrt{y} dy = \int_b^4 \sqrt{y} dy \Rightarrow \left[\frac{2}{3} y^{3/2} \right]_0^b = \left[\frac{2}{3} y^{3/2} \right]_b^4 \Rightarrow b^{3/2} = 4^{3/2} - b^{3/2} \\ \Rightarrow 2b^{3/2} = 8 \Rightarrow b^{3/2} = 4 \Rightarrow b = 4^{2/3} \approx 2.5198.$$



72. (a) We want to choose a so that $\int_1^a \frac{1}{x^2} dx = \int_a^4 \frac{1}{x^2} dx \Rightarrow$

$$\left[\frac{-1}{x} \right]_1^a = \left[\frac{-1}{x} \right]_a^4 \Rightarrow -\frac{1}{a} + 1 = -\frac{1}{4} + \frac{1}{a} \Rightarrow \frac{5}{4} = \frac{2}{a} \Rightarrow a = \frac{8}{5}.$$

(b) The area under the curve $y = 1/x^2$ from $x = 1$ to $x = 4$ is $\frac{3}{4}$ [take in the first integral in part (a)].

Now the line $y = b$ must intersect the curve $x = 1/\sqrt{y}$ and not the line $y = 1/4^2$ since the area under the line from $x = 1$ to $x = 4$ is only $\frac{3}{16}$ which is less than half of $\frac{3}{4}$. We want to choose b so that the upper area in the diagram is half of the total area under the curve $y = 1/x^2$ from $x = 1$ to $x = 4$. This without changing the graphs, and if $c = 0$ the curves do not enclose a region. We see from the graph that the enclosed area A lies between $x = -c$ and $x = c$, and by symmetry, it is equal to four times the area in the first quadrant. The enclosed area is

$$A = 4 \int_0^c (c^2 - x^2) dx = 4 \left[c^2 x - \frac{1}{3} x^3 \right]_0^c = 4 \left(c^3 - \frac{1}{3} c^3 \right) = 4 \left(\frac{2}{3} c^3 \right) = \frac{8}{3} c^3.$$

